

# Thank you for purchasing

# BIBLE STORY MINI-LESSON

# ISAAC AND REBEKAH

This resource is Biblically sound and created with great care to share God's word with young learners.  
It includes


- A Mini-Lesson Plan to follow
- Full size (color and B/W) for teachers as you highlight the story with your class.
- Mini Books for you to print for your students.

## Instructions

- Print the teacher book on cardstock and laminate for durability. (If using the B/W option, take some time to color it.)
- Print, cut and staple the student books on regular paper.
- I strongly recommend that you open up your Bible while you share this book with your students, so they understand that the whole story comes from the Bible.
- Later, your students can color these mini books and take them home to share with their family. Encourage the parents of your students to read these together and allow their child to share what they learned that week.

Happy Teaching!

~Becky

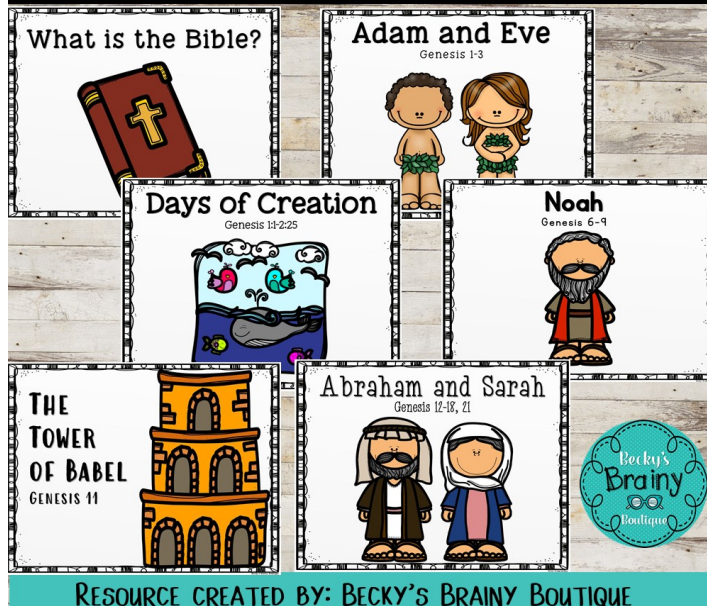


# WANT MORE PRODUCTS LIKE THIS?



## IF YOU LIKE THIS MINI LESSON AND WANT MORE LIKE IT, SAVE SOME MONEY AND GRAB A BUNDLE!

### Bible Story Mini Lesson GROWING BUNDLE



For Young Learners



### Bible Story Mini Lesson GROWING BUNDLE



For Young Learners

COMING SOON  
EASTER  
LESSONS

## CHECK OUT ALL MY BIBLICAL RESOURCES HERE.

# TABLE OF CONTENTS



PAGE 1	TEACHER INSTRUCTIONS
PAGE 2	BUNDLE & BIBLICAL RESOURCES LINKS
PAGE 3	TABLE OF CONTENTS
PAGE 4	LESSON PLAN
PAGES 5-9	TEACHER BOOK, COLOR
PAGES 10-14	TEACHER BOOK, BLACK & WHITE
PAGE 15	STUDENT MINI-BOOK
PAGE 16	ADDITIONAL PRODUCTS
PAGE 17	CREDITS & TERMS OF USE



# Mini Lesson Plan

## ISAAC AND REBEKAH



### OBJECTIVE

Students will learn about how God chose a wife for Isaac, the servant meeting the woman at the well, and the children Isaac and Rebekah had, from the Old Testament in Genesis 24-25. They will also be able to answer discussion questions from the lesson.

### MATERIALS

- Bible
- Printed Teacher Book
- Printed copies of the mini book for students (prepare these ahead of time by cutting the page into 4 pages and stapling the book together)
- Crayons/Pencil

### TEACHING TIME (5 minutes)

Ask students to join you as you open your Bible to the Old Testament, to the book of Genesis. Explain to students that they are going to learn about how God chose a wife for Isaac.

Show students the cover page of the Teacher Book. Ask them to tell you what they see in the picture. Tell the students to listen as you read the story.

Read the pages and show students the pictures as you go.

### ACTIVITY (5 minutes)

Send students to their seats and distribute copies of their mini book. Direct students to write their name and color the pictures. When students are finished, move on to the discussion questions.

### DISCUSSION (5 minutes)


1. Who was Abraham's son? (Abraham's son was Isaac.)
2. What did Abraham send his servant to do? (Abraham sent his servant to go find a wife for his son, Isaac.)
3. How did the servant know that Rebekah was the woman God had chosen for Isaac? (Abraham's servant knew Rebekah was the woman God had chosen because she offered him and his camels water to drink.)
4. What were the names of Isaac and Rebekah's children? (Isaac and Rebekah's twins were named Jacob and Esau.)
5. Isaac and Rebekah had a favorite child. Does God have favorites? (No, God loves us all the same.)

**Total Time for Lesson: 15 minutes**



# Isaac and Rebekah

Genesis 24-25



Abraham wanted his son, Isaac, to have a wife,  
one who loved and worshipped God. Abraham  
sent his servant, with  
camels and gifts,  
to go and find a  
wife for Isaac.


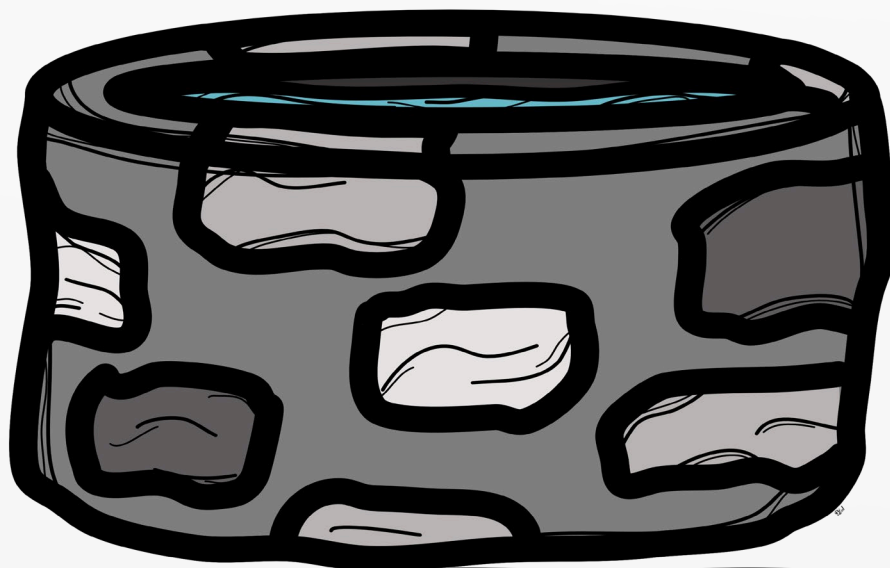


The servant stopped at a well and prayed that God would send a woman there. If she offered him and his camels some water, he would know that was the woman God had chosen to be Isaac's wife.






Before he had even finished praying, a beautiful woman, named Rebekah, came to the well and offered water to the servant and his camels. She was the one God chose to be Isaac's wife.



Isaac and Rebekah fell in love and were married. They had twin sons, Jacob and Esau. Isaac loved Esau more than Jacob. Rebekah loved Jacob more than Esau. But God loved both boys the same. God loves all of us the same.




# Isaac and Rebekah

Genesis 24-25








Abraham wanted his son, Isaac, to have a wife,  
one who loved and worshipped God. Abraham  
sent his servant, with  
camels and gifts,  
to go and find a wife for Isaac.



The servant stopped at a well and prayed that God would send a woman there. If she offered him and his camels some water, he would know that was the woman God had chosen to be Isaac's wife.



Before he had even finished praying, a beautiful woman, named Rebekah, came to the well and offered water to the servant and his camels. She was the one God chose to be Isaac's wife.






Isaac and Rebekah fell in love and were married. They had twin sons, Jacob and Esau. Isaac loved Esau more than Jacob. Rebekah loved Jacob more than Esau. But God loved both boys the same. God loves all of us the same.



## Isaac and Rebekah

### Name \_\_\_\_\_

Abraham wanted his son, Isaac, to have a wife, one who loved and worshipped God. Abraham sent his servant, with camels and gifts, to go and find a wife for Isaac.




Becky's Brainy Boutique

The servant stopped at a well and prayed that God would send a woman there. If she offered him and his camels some water, he would know that was the woman God had chosen to be Isaac's wife.



Becky's Brainy Boutique

Before he had even finished praying, a beautiful woman, named Rebekah, came to the well and offered water to the servant and his camels. She was the one God chose to be Isaac's wife.



Becky's Brainy Boutique

Isaac and Rebekah fell in love and were married. They had twin sons, Jacob and Esau. Isaac loved Esau more than Jacob. Rebekah loved Jacob more than Esau. But God loved both boys the same. God loves all of us the same.



Becky's Brainy Boutique



# CHECK THESE OUT!



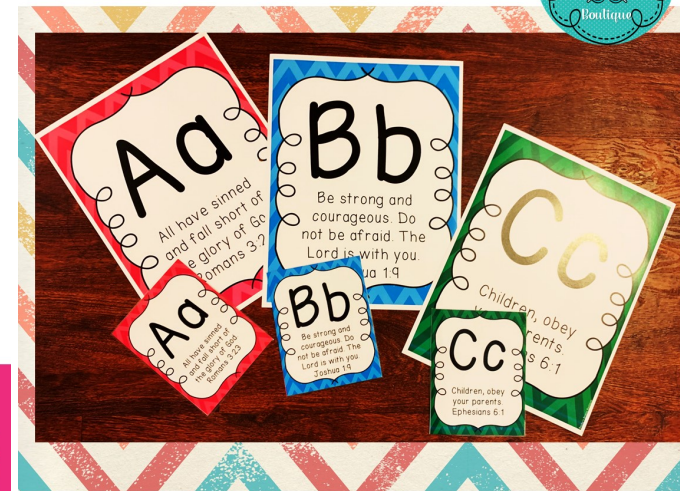
## I HAVE, WHO HAS GAME GROWING BUNDLE



RESOURCE CREATED BY: BECKY'S BRAINY BOUTIQUE




## BIBLE VERSE POSTERS & MINI CARDS





RESOURCE CREATED BY: BECKY'S BRAINY BOUTIQUE

## 175 JOURNAL PROMPTS



Resource created by: Becky's Brainy Boutique

FIND ALL MY  
RESOURCES [HERE.](#)





# Thank you for shopping at: BECKY'S BRAINY BOUTIQUE



Dear Teachers,


I hope this purchase enhances your classroom!

Please take a moment and leave feedback on this purchase (and earn yourself some TPT credits).

Thank you!  
Becky



FOLLOW BECKY'S BRAINY BOUTIQUE  
ON SOCIAL MEDIA:



**TERMS OF USE:** THIS ITEM IS FOR PERSONAL USE IN YOUR CLASSROOM. PLEASE DO NOT DISTRIBUTE. IF YOU HAVE A FRIEND WHO WOULD ENJOY THIS PRODUCT, PLEASE DIRECT THEM TO MY STORE. THE INFORMATION, ACTIVITIES, AND IMAGES INCLUDED ARE COPYRIGHTED. YOU MAY NOT REUSE OR SELL ANY PORTION OF THIS ITEM. YOU ARE WELCOME TO POST ABOUT IT ON YOUR BLOG AND/OR OTHER SOCIAL MEDIA SITES, AS LONG AS YOU LINK BACK TO MY TPT STORE AND USE MY BUTTON. FEEL FREE TO E-MAIL WITH ANY QUESTIONS/COMMENTS TO [BECKYSBRAINYBOUTIQUE@GMAIL.COM](mailto:BECKYSBRAINYBOUTIQUE@GMAIL.COM).

CLIP ART, FONTS  
AND BORDERS  
FROM:

